



Serpentine Jarrahdale Grammar School

INTEGRITY • HUMILITY • COMMUNITY

ANNUAL SCHOOL REPORT 2014

Overview

Established in 2004 and opening its doors for the first time in 2006, Serpentine Jarrahdale Grammar School is an independent Christian school in the Anglican tradition located south east of Perth near the town of Mundijong.

The Principal is responsible for the operation of the School reporting to an independent constituted Board of Directors. The School has as its motto; Humility, Integrity, Community expressing these through a RESPECT philosophy. These are articulated as:

- Respect for God
- Respect for Self
- Respect for Others
- Respect for Learning
- Respect for the Environment.

The school-learning environment is based on partnership between parents, teachers and students. Serpentine Jarrahdale Grammar School students have opportunities to explore a wide variety of learning endeavours including sporting, academic, and cultural activities while a focused core curriculum emphasizes literacy and numeracy skills. The whole person is encouraged to grow through a strong and developing pastoral care system and a strong and developing sense of belonging within the School community.

The School is currently organised into a Junior School (years 3-6), a Middle School (years 7-9) and a Senior School (years 10-12) catering for approximately 480 students in 2013. It is anticipated that the School will add year 3 in 2014. The School further expects to become a K-12 school in 2016 and has commenced plans to expand facilities to accommodate this growth.

Curriculum

The Curriculum at Serpentine Jarrahdale Grammar School is based on the Australian Curriculum for students from years 3-9 while students in years 10-12 study Western Australian Certificate of Education and Vocational Education courses.

Inside this Report

| | |
|---|----|
| Overview..... | 1 |
| Teacher standards and qualifications | 2 |
| Workforce composition.... | 3 |
| Student Attendance | 3 |
| Student Results NAPLAN | 5 |
| Parent, Student and teacher satisfaction Survey results | 6 |
| School Finances | 8 |
| Senior Secondary outcomes for Year 12 including Post-School destinations..... | 10 |

Teacher Standards and qualifications

All Academic staff are registered with the Teachers Registration Board of Western Australia (TRBWA) and all staff personnel have the required Working with Children (WWC) checks.

Executive Team

| | | |
|---------------|-------------------------------|--|
| Adrian Scott | Principal | B Ed , Dip T , T Cert, MACE, FAID, MAICD |
| Joanna Harmer | Head of Teaching and Learning | B Sc, GDE |
| Brad Krokosz | Head of Senior School | B Sc, GDE |
| Jordan Smith | Head of Middle School | BPHE |
| Erica Captain | Business Manager | B Com |
| Medon Loupis | Chaplain | BA, BD, Dp M |

Year and Learning Area Coordinators (LAC)

| | | |
|------------------|--|--|
| Justin Chalwell | Senior School Coordinator | BA, BA Soc Sc, DM Sec Ed & Politics |
| Aaron Hancock | Year Coordinator | B Ed, BA History |
| Ellie Margetts | Year Coordinator | BA, B Ed |
| Tyra White | Year Coordinator | GDE, B Eco |
| Gavin Fitton | Junior School Coordinator | B Ed |
| Karen Parry | LAC - Arts | PGCE, BA, Dp Applied Design |
| Susan Beedie | LAC - Careers, Enterprise and Technology | PGCE, BA (Hons) Geography, Cert IV Career Development, Cert II Tourism |
| Jocelyn Pugliese | LAC - English | BA (Hons) CC, GDE |
| Keavy Tougher | LAC - Mathematics | PGDE, BA (Hons) Econ/Maths |
| Esther Janes | LAC - Science | PGCE Ph D, B Sc |
| Richard Clarke | LAC - SOSE | B Sc (Geography) PGCE |
| James Bristow | LAC - Physical Education | BPHE |

Teaching Staff

| | | |
|------------------|----------------------------------|---|
| Mark Austin | English | BA, GDST |
| Claire Blyth | Science | B Sc, GDE |
| Timothy Bristow | Junior School | B Ed |
| Jodie Brown | Education Assistant | Cert IV Education Support |
| Pete Brown | Information Technology | BTEC N Dip Eng, B Eng (Hor Com Eng, PGCE |
| Talynt Colley | Junior School | B Ed (P) |
| Ben De Vries | Mathematics | BA, GDE (Sec) |
| Holly Durnthaler | Junior School | B Ed |
| Benjamin Freel | Physical Education | BHPE |
| Laura Free | Junior School | BA, Dip Ed |
| Rob Furzer | Physical Education | BHPE |
| Janette Gallatly | Laboratory Assistant | Vert IV Lab Tech |
| Emily Garcia | Education Assistant | Cert IV Education Support |
| Adam Goor | Science | B Sc (Chem), GDE (Sec) |
| Terry Gosling | Woodwork | BA, GDE (Home Economics) IV Workplace A & T |
| Trish Greenaway | Children and Community | BA, DD Soc Sc |
| Karin Hazell | Business, Accounting and Finance | Dip T, Cert IV WPL & Assoc Law |

| | | |
|-------------------------|---------------------------|---|
| Karen Johnson | Science | B Bio Sc, B Ed |
| Melanie Kearney | Physical Education | BHPE |
| Mary Ann Koshy | Mathematics | B Eng, PGDE |
| Eliza Knapman | Italian | BA, GDE |
| Jennifer Moffitt | English | BA, GDE |
| Joshua Newton-Webb | Music | B Ed |
| Katie Parkins | Science | B Sc, GDE |
| Skye Peverall-Jackson | Art | BA, GDE |
| Sarah Safe | World Studies | BA (Hons), GDE |
| Deanna Scott | English / Counsellor | B (Hons)ME, |
| Deon Shearer | Hospitality | Dip Hosp, Dip B, TC Chef, Cert IV T & A, Cert III Com Cookery |
| Claire Smith | Junior School | B Ed |
| Kathryn Tupicoff | Mathematics | D Sc, B Ed |
| Elizabeth (Jane) Walker | Media | BA, GDE |
| Tersia Warren | Junior School | B Ed |
| Rose Williamson | Physical Education | B HSc, GDE(Sec) |
| Lachlan Wilson | Mathematics/World Studies | Bed (Maths) BA (Politics) |

Workforce Composition

| Head Count and Full Time Equivalence of Staff | | | | |
|---|------------|------|--------|------|
| Type of Staff | Head Count | | FTE | |
| | Female | Male | Female | Male |
| Teachers | 27 | 18 | 24.9 | 18.0 |
| Teacher – Indigenous | 0 | 0 | 0 | 0 |
| Non Teaching | 15 | 3 | 11.7 | 2.2 |
| Non Teaching - Indigenous | 0 | 0 | 0 | 0 |

Student Numbers

| | 2009 | 2010 | 2011 | 2012 | 2013 | 2014 |
|-------|------|------|------|------|------|------|
| Girls | 143 | 189 | 223 | 229 | 242 | 243 |
| Boys | 148 | 196 | 216 | 246 | 243 | 240 |
| Total | 291 | 385 | 439 | 475 | 485 | 483 |

It is recognized that the impact of new Government Secondary Schools opening in Baldvis in 2013 and Byford in 2014 have impacted in 2014.

Student Attendance

| | |
|--------|-------|
| Year 3 | 95.22 |
| Year 4 | 95.32 |
| Year 5 | 95.78 |
| Year 6 | 94.25 |
| Year 7 | 92.95 |

| | |
|---------|-------|
| Year 8 | 94.00 |
| Year 9 | 92.57 |
| Year 10 | 90.74 |
| Year 11 | |
| Year 12 | |

Whole School average attendance rate - 91%

Parents are required to supply a reason for a child's absence from School. On the day of the absence parents are encouraged to contact the School before 9am so that the whereabouts of

the child is known. If no contact is made to the School by 9.15am Student Services follows up by way of phone call to the parent/guardian of the child. If a child is absent for more than two consecutive days, a medical certificate will need to be provided by the parent. All unresolved student absences will be followed up by Student Services by way of phone call and/or letters until contact has been made with the parent/guardian.

If a student's attendance falls below 90% or has been identified as being "at risk" intervention strategies are implemented by the School.

Student Results NAPLAN

Please Note:

The National, State and Serpentine Jarrahdale Grammar School Cohort Mean score are in the left hand side columns for each assessment area, followed by a cohort percentage breakdown of the above, at and below results for each assessment area.

Year 3 (15 Students)

| | National | State | SJGS | Above NM* Standard % | At NM* Standard % | Below NM* Standard % |
|-------------------------|----------|-------|------|----------------------|-------------------|----------------------|
| Reading | 412 | 407 | 419 | 93 | 7 | 0 |
| Writing | 478 | 470 | 443 | 67 | 26 | 8 |
| Spelling | 417 | 403 | 412 | 87 | 13 | 0 |
| Grammar and Punctuation | 428 | 413 | 426 | 93 | 7 | 0 |
| Numeracy | 386 | 392 | 402 | 73 | 20 | 7 |

*National Minimum

Year 5 (45 Students)

| | National | State | SJGS | Above NM* Standard % | At NM* Standard % | Below NM* Standard % |
|-------------------------|----------|-------|------|----------------------|-------------------|----------------------|
| Reading | 480 | 492 | 501 | 80 | 16 | 4 |
| Writing | 481 | 465 | 468 | 87 | 13 | 0 |
| Spelling | 490 | 492 | 498 | 80 | 18 | 2 |
| Grammar and Punctuation | 494 | 495 | 504 | 80 | 20 | 0 |
| Numeracy | 466 | 480 | 487 | 60 | 38 | 2 |

Year 7 (48 Students)

| | National | State | SJGS | Above NM* Standard % | At NM* Standard % | Below NM* Standard % |
|-------------------------|----------|-------|------|----------------------|-------------------|----------------------|
| Reading | 525 | 544 | 546 | 81 | 15 | 4 |
| Writing | 505 | 514 | 512 | 71 | 29 | 0 |
| Spelling | 531 | 543 | 545 | 81 | 19 | 0 |
| Grammar and Punctuation | 516 | 543 | 544 | 63 | 29 | 8 |
| Numeracy | 530 | 545 | 546 | 79 | 19 | 2 |

*National Minimum

Year 9 (81 Students)

| | National | State | SJGS | Above NM* Standard % | At NM* Standard % | Below NM* Standard % |
|-------------------------|----------|-------|------|----------------------|-------------------|----------------------|
| Reading | 579 | 585 | 580 | 80 | 15 | 5 |
| Writing | 539 | 560 | 550 | 64 | 30 | 6 |
| Spelling | 564 | 582 | 582 | 81 | 15 | 4 |
| Grammar and Punctuation | 557 | 574 | 574 | 59 | 30 | 11 |
| Numeracy | 576 | 591 | 588 | 83 | 13 | 4 |

*National Minimum

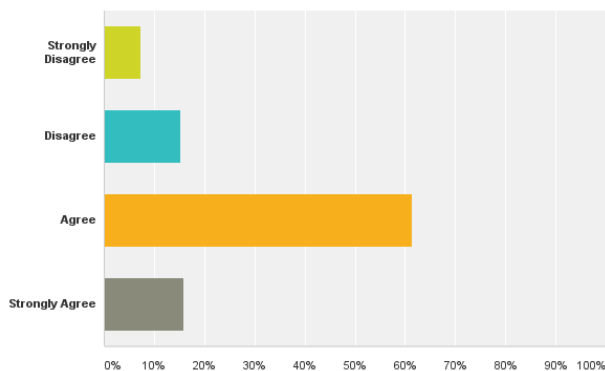
Parent, Student and Teacher Satisfaction

Parent, Student and Teacher Satisfaction is captured via various methods throughout the year such as informal and formal discussions, written correspondence and surveys. The latest survey conducted at the School for Parents, Students and Teacher feedback was focused on a wide range of aspects such as Culture within the school, Expectations, Holistic/Pastoral care and the Ethos of the School. Below are some examples of questions asked and responses received.

Students

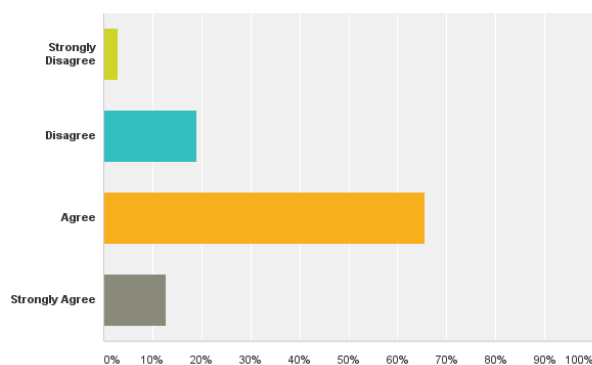
Q2 I am proud to be a student at Serpentine Jarrahdale Grammar School.

Answered: 176 Skipped: 6



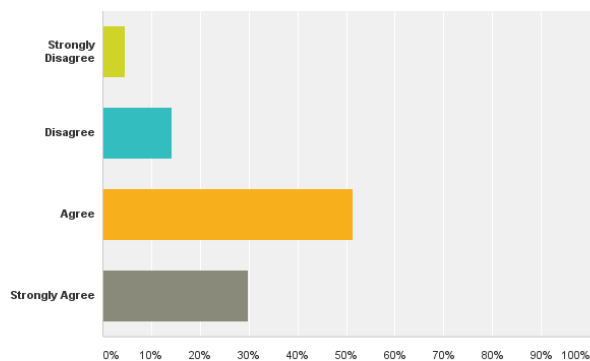
Q3 At School I feel safe and respected.

Answered: 174 Skipped: 8



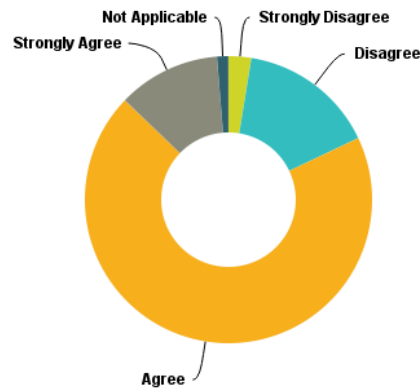
Q7 SJGS has high standards of student behaviour.

Answered: 177 Skipped: 5



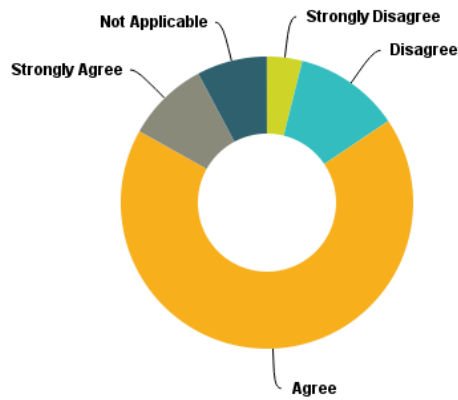
Q5 SJGS has realistic educational expectations of my child.

Answered: 78 Skipped: 0



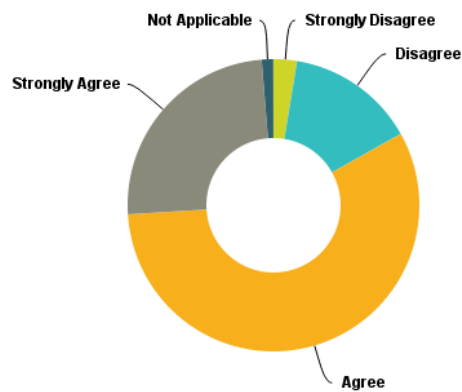
Q10 Parents at SJGS are valued for their contributions.

Answered: 77 Skipped: 1



Q11 I feel welcome when approaching the School with a concern.

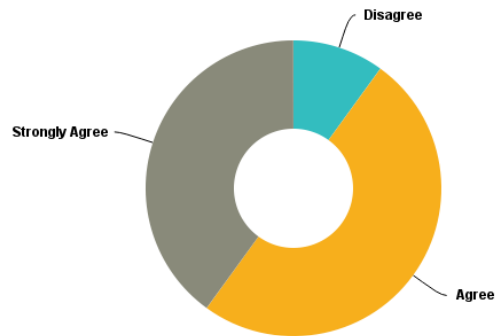
Answered: 77 Skipped: 1



Teachers

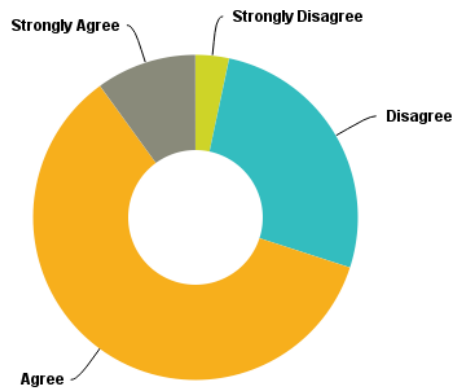
Q5 The RESPECT ethos of SJGS is an important part of the school culture.

Answered: 30 Skipped: 0



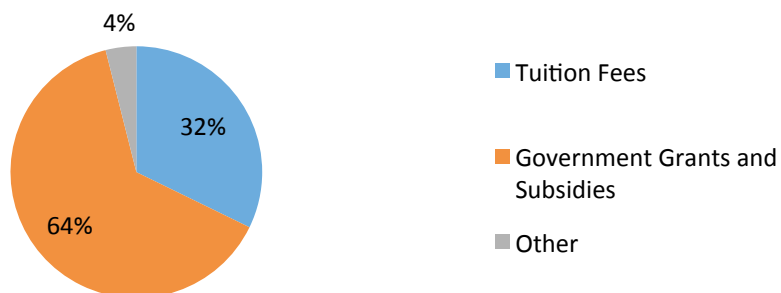
Q19 If I have a question at work I know who to see and what to do.

Answered: 30 Skipped: 0



School Financial Report

Recurrent Income



Capital Income

All capital expenditure in 2014 was funded from School Income

Senior Student Outcomes

2014 WACE, ATAR & VET REPORT

WACE ACHIEVEMENT

There were 28 students enrolled in year 12 at Serpentine Jarrahdale Grammar School for 2014 .

ATAR SCORES

| YEAR | NUMBER OF ATAR STUDENTS | MEDIAN | UPPER QUARTILE | MAXIMUM |
|------|-------------------------|--------|----------------|---------|
| 2014 | 16 | 59.75 | 65.05 | 85.25 |
| 2013 | 11 | 44.20 | 63.1 | 84.1 |
| 2012 | 24 | 53.5 | 74.5 | 85.45 |
| 2011 | 14 | 53.9 | 70.55 | 81.6 |
| 2010 | 9 | 47.15 | 55.3 | 64.3 |

UNIVERSITY ADMISSION STATISTICS

| | |
|---|-------|
| Number of students with an ATAR who applied | 13 |
| Median ATAR of the students who applied | 59.75 |

| | Curtin | ECU | Murdoch | UWA | Total |
|--|--------|-----|---------|-----|-------|
| Number of students with a 1 st preference (Includes students without an ATAR) | 4 | 4 | 2 | 3 | 13 |
| Number of students offered their 1 st preference | 1 | 2 | 0 | 0 | 3 |
| Number of students offered any of their preference | 3 | 2 | 0 | 0 | 5 |

University of Notre Dame

The University of Notre Dame does not use TISC statistics as a basis for enrolment. Through conversation with the University they indicated to us that 3 of our students had been offered and accepted places at Notre Dame.

VET ACHIEVEMENT

In 2014 Serpentine Jarrahdale Grammar School offered School Based Vocational Education and Training in: Furnishings (Cert II), Tourism (Cert II) and Hospitality (Cert II). Students also accessed several certificate courses through off-campus training providers. The table below outlines the number of students who completed certificate courses as well as the number of students who completed Units of Competency and will continue their studies towards certificate completion in 2015. VET courses were not offered in Year 10 in 2014.

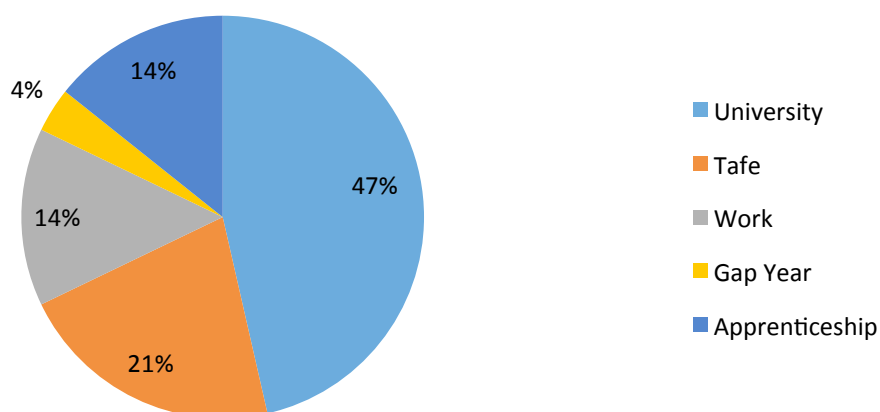
Units of Competency

| | Year 10 | Year 11 | Year 12 |
|-----------|---------|---------|---------|
| Completed | 0 | 69 | 95 |

Certificate Achievement

| | Year 10 | Year 11 | Year 12 |
|----------------|---------|---------|---------|
| Certificate I | 0 | 0 | 0 |
| Certificate II | 0 | 2 | 4 |

2014 Year 12 Post School Destinations



As the School enters its next phase of development we are now in the process of developing our Alumni database to start including and holding events throughout the year for our Past School Scholars.